




Printers for Endless Possibilities

ComColor GD7330

130 ppm/High-speed Inkjet Printer/A3

ComColor
GD7330



Best Performance, Fastest Output.



Transform Your Printing


Engineered to empower your business with high volume, reliable and quality output.



Designed for Speed, Stability and High-volume Production Print Jobs

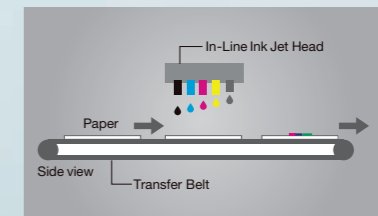
The FORCEJET Advantage

RISO's high-speed inkjet technology, FORCEJET, consists of wide, colour, in-line inkjet print heads arranged in parallel for single-pass printing of black, cyan, magenta, yellow and grey on A3/Ledger short-edge feed paper. Fast printing functionality combined with a rapid and stable paper supply results in an amazingly fast print speed of 130 pages per minute for A4 long-edge feed in simplex.



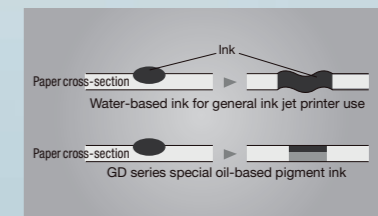
Stabilised Paper Feed

A straight-path feeding system feeds paper horizontally to enable high-speed printing with minimal print offset. FORCEJET technology ensures optimal paper feed speed that is matched to the amount of ink being sprayed from the ink heads.



High-speed Printing Ink

Special quick-drying, oil-based pigment ink developed exclusively for the ComColor GD series prevents reverse-side staining of printed paper as well as cockling, to allow for unprecedented high-speed duplex inkjet printing. The ink is also resistant to degradation from light and water.



Large-capacity Trays

By loading the same-size paper into three feed trays and one standard tray, over 2,500 sheets*¹ can be fed into the printer, and paper can be replenished without halting the print job. Various sizes of paper can also be loaded.



A3 full-size Printing

The ComColor GD series accommodates paper sizes ranging up to 340 mm x 550 mm*². The maximum print area exceeds A3/Ledger size, at 314 mm x 548 mm.

Cards, Envelopes and other Paper Types

Inkjet printers require no heat when printing, which prevents paper curling and reduces paper jams. Smooth feeding of cards, envelopes and more is possible using the standard tray.



High-volume Ink Cartridges

Each high-volume colour ink cartridge holds 1,000 ml of ink. One cartridge can be relied upon for printing a large quantity of copies without requiring replacement.

*¹ When using plain paper or recycled paper (85 gsm (23-lb bond)).

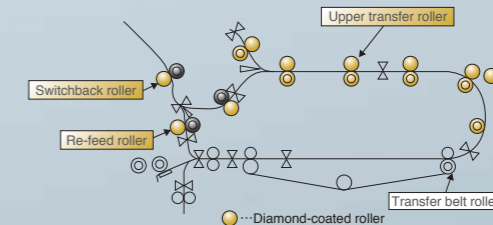
*² When the standard tray is used.



Built from the Ground up for the Demands of High-volume Printing

Small Footprint, Big Output

The ComColor GD series, which features a small footprint that makes it the ideal choice for all types of work environments, ensures high levels of productivity. Exceptional reliability in the face of consistent high-volume print jobs meets the specified demands of production and transactional printing industries. Newly-developed diamond-coated rollers supported by ball bearings, as well as other redesigned components, improve durability over the lifespan of the printer.



Sample image of "Upper Paper Transfer"

Amazingly Fast Speeds at 130 ppm

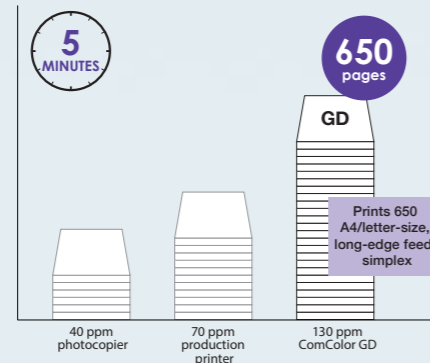
Higher Productivity, Higher Quality

Regardless of the number and types of images or volume of text, full-colour images remain true to the original. For text-intensive documents, words remain crisp and easy to read.

Super High-speed Printing

Single-pass full-colour printing of up to 130 A4 long-edge feed colour pages per minute with fast-drying oil-based pigment ink is possible through a unique print engine configured with static in-line inkjet heads arranged in parallel. Transactional prints, transpromotional materials, invoices, and other routine business documents are also fast.

Number of prints in five minutes



Controlled Quality Output

High-precision paper-feed control enables printing at the same speed for both simplex and duplex documents to boost productivity. The responsive first print time of only five seconds means less waiting for high-volume print jobs.

Faster Scanning and Copying (Optional)

A one-pass duplex scanner improves scanning or copying, boasting a simplex/duplex scanning speed of 100 pages per minute and copying speed of 70 pages per minute. User name is automatically added to the document name, and each page of scanned data can be saved as individual PDFs. Features like ZIP compression and saving in PDF/A format are also available.



One Tough Machine



Built-in Quality and Flexibility,
and Enhanced Colour Reproduction Features

Quality First



Taking Quality to a Higher Level

The ComColor GD series is engineered with features that ensure stable output quality for consistent printing results at high speed, including a Piezo system that regulates ink amount. Black image quality has been improved by installing a newly-developed print head and black ink. Additional inks enrich the look of images and enhance overall colour quality.

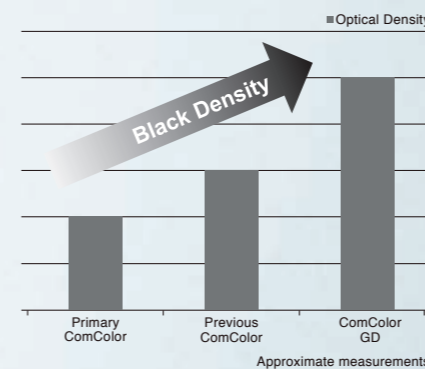
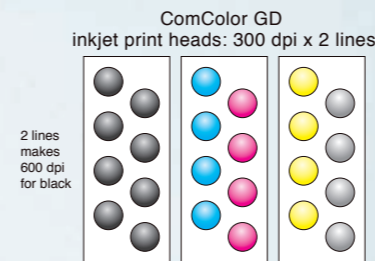
This unique RISO technology and approach to the printing process brings the added benefits of a low total cost of ownership when compared with toner technology, and greater control over cost management. It also enables practical migration away from simply highlight colour or mono production to a cut sheet white paper solution. This provides genuine added value, as it eliminates the need to hold large volumes of pre-printed stock and opens up possibilities for a leap forward in colour printing.

Consistent Output Quality

The ComColor GD series offers higher image quality and consistent printing results through RISO inkjet technology that features a Piezo system, which ensures stable output by controlling and regulating the amount of ink deposited on the paper.

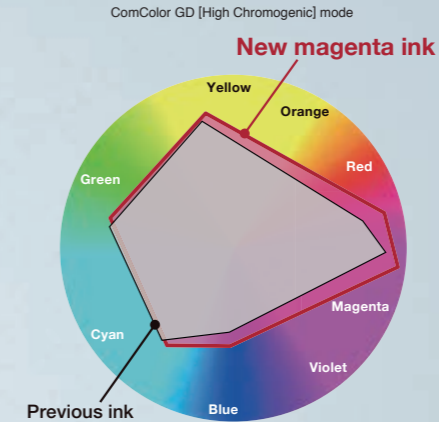
Best Black Density

A newly-developed 600 dpi print head for black with special black ink supported by grey as a fifth ink delivers top quality, 10% higher black density than ever.



Enriched Colour Images

Newly-developed magenta ink significantly improves full-colour image quality by expanding the colour gamut.

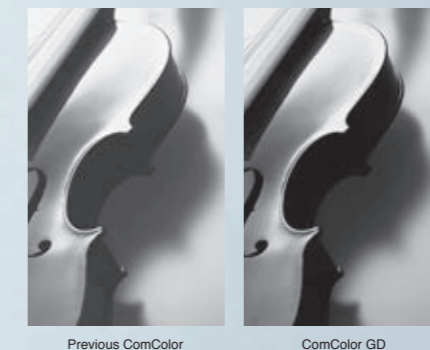
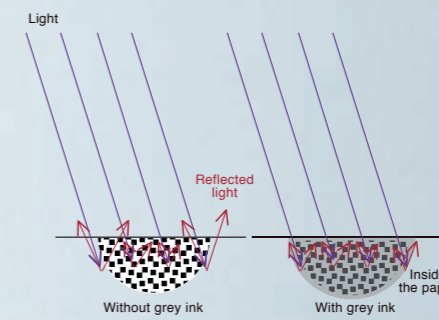


Optimized Gradations

The fifth colour, grey ink in combination with black ink, is applied for higher quality gradations, which contributes to denser blacks, suppression of roughness, and improved colour reproduction and stability.


Denser Blacks

Use of a special grey ink in combination with black ink diminishes light reflection on the paper to result in a denser black saturation on the page.



Smooth Tones

For colour printing, application of the grey ink in addition to CMY inks reduces graininess for smoother results.




Improved Colour Reproduction

For colour printing, application of the grey ink in addition to CMY inks, colours are accurately reproduced with finer gradation, for richer colours on the page

Improved Colour Stability

For printing of grey areas, application of the grey ink in addition to CMYK inks result in more stabilised greys, reducing the instability of dot alignment of colour registration.

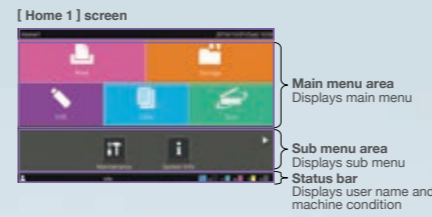


Easy Operation via the Intuitive Operation Panel



Colour LCD Panel

The operation panel is a nine-inch colour LCD touch screen for direct operation by touching functions and swiping screens.



Tilt Positioning

A quick tilt of the screen makes for optimal viewing and convenient operation by anyone at any time.



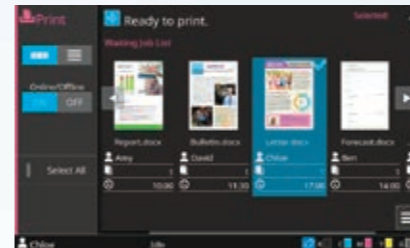
Multiple Menus Provide Quick Access to a Variety of Tasks

Favorites / Edit Button Order

Users can pre-set favorite settings, which can be accessed from any mode. Setting details can be confirmed via the displayed icons. Order of functions can be changed at will.

View Selection

In addition to a list, a thumbnail view can be accessed in order to check images on the screen.



Shortcut Icons

Up to nine shortcuts of [Favorites] can be registered on the [Home 2] screen.



Scanning Preview

The image can be checked before saving scanned data.

Additional Copy

Same as for printing out, copy data remains in the ComColor GD series, so additional copies can be made without reloading using originals*.

* Setting by Administrator required.

Custom Paper Entry

By feeding the paper into the ComColor GD series, paper size can be measured automatically for custom paper registrations.



Multi-part Paper Printing

Print same original data on paper set at multiple feeding trays as if printing carbonless multi-part business forms.

Page Border

A function that lets a border be added automatically to enhance the look of posters and handbills.

Multiple Network Segments

Two LAN ports* can be set up separately from the segment network, making printing possible from an internal or other network, to accommodate guests using tablet computers.

*[LAN1] cannot be selected when using the optional print controller.

Scan-to-Mail (START TLS support)

START TLS is added for encryption setting to support Office365 mail server in e-mail setting.



Acquire LDAP Mail Address

Connecting to an internal directory with LDAP authentication ensures quick configuration for a large number of users. On login, the user's mail address is automatically retrieved, saving a setup step.

Address Book

Increased functionality and operability lets individual users add and select up to 30 addresses, or add up to 300 common addresses that can be accessed by all co-workers.

Highly Intuitive



ECO-PROVEN PERFORMANCE WORLDWIDE



ENERGY STAR® PROGRAM

An international program that promotes energy saving in office machines, this program sets standards in terms of the power consumption of office machines in operation, sleep and off modes.

*Modes vary according to region.



REACH REGULATION

Registration, Evaluation, Authorisation and Restriction of Chemical Substances (REACH) is a European Community regulation on chemicals and their safe use.



RoHS DIRECTIVE

A European Union directive on the restriction of the use of certain hazardous substances in electrical and electronic equipment.



ErP DIRECTIVE

A European Community directive that requires eco design be employed for energy-related products.

Optimum Versatility with Optional Accessories for Productive Printing



With use of multiple trays, the High Capacity Feeder allows 5,500 sheets of paper to be loaded for continuous feeding. Maximize the benefits of high-speed printing with uninterrupted, high-volume print runs without pausing to reload paper.



During the step after printing, the High Capacity Stacker can be set to stack face up or face down. The sets are stacked so that they are offset. This option allows stacking of larger output volumes with reduced user intervention. Convenient removal and transport of the printed output is possible using the High Capacity Stacker Cart.



The High Capacity Feeder and High Capacity Stacker step up the printing capacity of the ComColor GD series to 4,000 sheets* without replenishing the paper. A wider range of print jobs is possible through thicker paper and envelopes, as well as A3/Ledger-size paper.

* Height up to 440 mm (17-11/32")




RISO Perfect Binder Software is compatible with Adobe® PDF and Microsoft Office file formats to simplify cover design, including spine printing and print preview functions, for an efficient pre-print process. Book covers are automatically and individually trimmed to size and thickness for a professional wrap-around finish.

Perfect Binder offers securely bound printed pages by means of a high-pressure gluing process. RISO registration technology assures that pages are in order and aligned when they reach this critical point. Use of the glue roll helps reduce overall power consumption and a reduction in waste compared to traditional hot-glue-pot methods.



Perfect Binder increases productivity by dramatically reducing operator intervention and allowing for production of forty-eight 100-page duplex A4 sized books, printed and bound, in an hour, accommodating varying book thicknesses up to 600 pages, and handling binding from 1.5 mm to 30 mm (approximately 15 to 300 sheets).



ComColorExpress FS2000C

FS2000C, an EFI™ Fiery® server for RISO ComColor GD series, helps improve operation and the management of print jobs, files and media. The Fiery Command WorkStation® is an intuitive way for users to manage all Fiery® Driven™ printers locally or remotely.



Multifunction Finisher

A versatile finisher that saves time by automatically stapling, punching holes, and folding.



Scanner HS7000

Type	Flat Bed Scanner with Automatic Document Feeder (ADF)	
Scanning Modes	Copy mode: Color, Monochrome, Auto, Cyan, Magenta Scan mode: Color, Monochrome, Auto, Grayscale	
Scanning Resolution	600 dpi, 400 dpi, 300 dpi, or 200 dpi	
Maximum Scanning Area	303 mm × 432 mm (when using platen glass) 295 mm × 430 mm (when using ADF)	
Copy	Writing Resolution	Standard: 300 dpi × 300 dpi Fine: 300 dpi × 600 dpi
	Copy Paper Size	Maximum: 303 mm × 432 mm (equivalent to A3)
	First Copy Time	Monochrome/Color: 7 sec. or less (when copying A4 long-edge feed orientation using Color Priority Mode)
	Copying Speed	Simplex copying (A4 long-edge feed, using ADF): 70 ppm or higher Duplex copying (A4 long-edge feed, using ADF): 70 ppm or higher
	Reproduction Size	50% to 200% (Copy mode) 50% to 200% (Scanner mode, resolution: 200/300 dpi), only 100% (Scanner mode, resolution: 400/600 dpi)
Auto Document Feeder	Type	Original source displacement (capable of scanning both sides of a document by simultaneous duplex scanning)
	Original Size	Maximum: 297 mm × 432 mm (equivalent to A3) Minimum: 100 mm × 148 mm
	Paper Weight	52 gsm to 128 gsm
Scan	Original Capacity	Max. 200 sheets: 80 gsm Height up to 25 mm
	Scanning Gray Levels	10-bit input and 8-bit output for each RGB color
	Scanning Speed	Monochrome/Color: 100 ppm *RISO KAGAKU standard original (A4/Letter long-edge feed), 300 dpi, JPEG, PDF, when stored to main unit hard drive
	Network Interface*1	Ethernet 1000BASE-T/100BASE-TX/10BASE-T
	Data-saving Method*1	Save to main unit hard drive, server, or USB flash drive, or send by e-mail
Data-saving Format*1	Monochrome: TIFF, PDF, PDF/A Grayscale/Full Color: TIFF, JPEG, PDF, PDF/A	
Power Source	AC 100 V - 240 V, 1.2 A - 0.6 A, 50 Hz - 60 Hz	
Power Consumption	Max. 100 W	
Dimensions (W × D × H)	640 mm × 560 mm × 255 mm	
Required Space with Printer (W × D × H)	1,235 mm × 1,345 mm × 1,635 mm	
Weight	Approx. 25 kg	
Safety Information	IEC60950-1 compliant, Indoor, pollution degree 2 ² , At altitudes of 2,000 m or lower	

*1 Via the internal host controller

*2 The pollution degree of the usage environment due to dirt and dust in the air. Degree "2" corresponds to a general indoor environment.

High Capacity Feeder G10

Type	External Unit	
Paper Size	Maximum: 340 mm × 465 mm Minimum: 90 mm × 148 mm	
Paper Type and Weight	46 gsm to 210 gsm (plain paper, recycled paper, envelopes, postcards)	
Tray Capacity	Height up to 440 mm	
Power Source	AC 100 V - 240 V, 1.0 A - 0.5 A 50 Hz - 60 Hz	
Power Consumption	Max. 100 W Ready*1: 30 W or less Sleep*2: 30 W or less Stand-by: 0.5 W or less	
Operating Noise	Max. 68 db (A) A4-long-edge feed (Simplex) at the maximum print speed	
Dimensions (W × D × H)	790 mm × 630 mm × 740 mm	
Required Space with Printer (W × D × H)	1,565 mm × 1,240 mm × 1,160 mm	
Weight	Approx. 69 kg	
Safety Information	IEC60950-1 compliant, Indoor, pollution degree 2 ³ , At altitudes of 2,000 m or lower	

*1 Without printing operation

*2 When setting [Power Consumption (in Sleep)] to [Low].

*3 The pollution degree of the usage environment due to dirt and dust in the air. Degree "2" corresponds to a general indoor environment.

High Capacity Stacker G10

Type	External Unit	
Finishing Functions	Collating, offset stacking	
Paper Size	Maximum: 340 mm × 460 mm Minimum: 90 mm × 148 mm Offset: 90 mm × 182 mm - 340 mm × 432 mm (Envelopes are not acceptable.)	
Paper Type and Weight	46 gsm to 210 gsm (plain paper, recycled paper, postcards)	
Tray Capacity	Collating: Height up to 440 mm*1 Offset: Height up to 405 mm*2	
Power Source	AC 100 V - 240 V, 1.4 A - 0.7 A, 50 Hz - 60 Hz	
Power Consumption	Max. 140 W Ready*3: 30 W or less Sleep*4: 30 W or less Stand-by: 0.5 W or less	
Operating Noise	68 dB (A) or less A4-long-edge feed (Simplex/duplex) at the maximum print speed	
Dimensions (W × D × H)	1,000 mm × 700 mm × 960 mm	
Required Space with Printer (W × D × H)	2,210 mm × 1,315 mm × 1,160 mm	
Weight	Approx. 135 kg	
Safety Information	IEC60950-1 compliant, Indoor, pollution degree 2 ⁵ , At altitudes of 2,000 m or lower.	

*1 Height up to 110 mm for A5, postcards, envelopes, non-regular size paper

*2 Not applicable to A5, postcards, envelopes, non-regular size paper, etc.

*3 Without printing operation

*4 When setting [Power Consumption (in Sleep)] to [Low].

*5 The pollution degree of the usage environment due to dirt and dust in the air. Degree "2" corresponds to a general indoor environment.

RISO Auto-Control Stacking Tray II

The paper guides automatically open to the correct width to match the paper in use.

Paper Size
Maximum: 320 mm × 432 mm
Minimum: 90 mm × 148 mm

Tray Capacity* 1,000 sheets

* When using plain paper or recycled paper (85 gsm)



Wide Stacking Tray

Paper Size
Maximum: 340 mm × 550 mm
Minimum: 90 mm × 148 mm

Tray Capacity* 1,000 sheets

* When using plain paper or recycled paper (85 gsm)



Perfect Binder G10

Type	Perfect Binder	
Finishing Type	Perfect Binding	
Warming-Up Time	13 min. or less (at a room temperature of 23 °C)	
Binding speed*1	48 booklets/hour	
Paper Size	Body page (long-edge feed): A4, B5(JIS), A5,	Cover sheet *2 (When cutting off the surplus part): A5: 210 mm × 307 mm - 342 mm B5: 257 mm × 374 mm - 409 mm A4: 297 mm × 430 mm - 465 mm
	Cover sheet (When leaving the surplus part): A5: 210 mm × 298.5 mm - 398 mm B5: 257 mm × 365.5 mm - 432 mm A4: 297 mm × 421.5 mm - 460 mm	
Paper Weight	Standard Tray	Body page: Plain paper, recycled paper 52 gsm to 128 gsm (For A5 long-edge feed, 64 gsm to 128 gsm) Cover *3: Plain paper, recycled paper, high-quality paper 80 gsm to 210 gsm
	Feed Tray	Body page: Plain paper, recycled paper 52 gsm to 104 gsm (not available with A5 long-edge feed) Cover *3: Plain paper, recycled paper 80 gsm to 104 gsm
	Body Sheet Stacker Cover Sheet Inserter	Body page: Plain paper, recycled paper 52 gsm to 128 gsm Cover *3: Plain paper, recycled paper, high-quality paper 80 gsm to 210 gsm
Binding Thickness (Binding Amount of Sheets)	1.5 mm - 30 mm When using plain paper (85 gsm), 15 - 300 sheets Binding amount of sheets varies depending on the paper type.	
Binding Side	Long side only	
Output Capacity*4	30 copies (Max. 50 sheets for a copy)	
Essential margin*5	Body page: Min. 5 mm Cover: Whole back side of spine, min. 5 mm on Cover 2 and Cover 3	
Corresponding File Format	Microsoft® Word2010, Excel® 2010, PowerPoint® 2010, PDF Version 1.3 to 1.7	
Power Source	Perfect Binder G10 (120) AC 100 V - 120 V, 12.0 A, 50 Hz - 60 Hz Perfect Binder G10 (200) AC 220 V - 240 V, 6.0 A, 50 Hz - 60 Hz	
Power Consumption	Max. 1,500 W	
Operating noise *6	Max. 70 dB or less (when binding)	
Dimensions (W × D × H)	1,290 mm × 675 mm × 1,125 mm	
Required Space with Printer (W × D × H)	2,755 mm - × 1,240 mm × 1,160 mm	
Weight	Approx. 220 kg	
Safety Information	IEC60950-1 compliant, Indoor, pollution degree 2*7, At altitudes of 2,000 m or lower	

*1 The per hour speed converted based on the time required for the 5th to 10th booklet to be completed when configured with the following: Type of paper - LJ paper; Concentration - standard; and Resolution - 300 dpi.

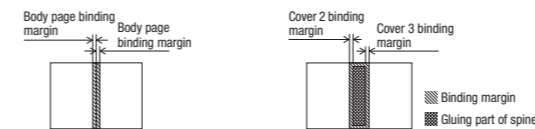
*2 The length of the cover will vary depending on the thickness of the body pages to be bound. Paper with shorter length than body pages cannot be used.

*3 If the thickness of the booklet (spine) will be 20 mm or more, the use of paper that is 105 gsm or heavier is recommended.

*4 When using ideal LJ paper (85 gsm)

*5 • Two-page spread on the body page

• Two-page spread on the cover



*6 130 ppm when connected to the printer, binding A4 long-edge feed

*7 The pollution degree of the usage environment due to dirt and dust in the air. Degree "2" corresponds to a general indoor environment.

Multifunction Finisher FG10

Type	External Unit	
Tray Type	Top Tray	Collating, stacking
	Stacking Tray	Collating, offset stacking
	Booklet Tray	Booklet, paper folding
Paper Size	Top Tray*1	Maximum: 330 mm × 488 mm Minimum: 100 mm × 148 mm
	Stacking Tray*1	Maximum: 330 mm × 488 mm Minimum: 182 mm × 182 mm
	Booklet Tray*1	Maximum: 330 mm × 457 mm Minimum: 210 mm × 280 mm
Paper Weight	Top Tray	52 gsm to 210 gsm
	Stacking Tray	52 gsm to 210 gsm
	Booklet Tray	60 gsm to 90 gsm (cover: 60 gsm to 210 gsm)
Tray Capacity	Top Tray	Height up to 50 mm
	Stacking Tray	Height up to 200 mm
	Booklet Tray	Height up to 50 mm
Stapling	Maximum Number of Staples*2	100 sheets A4, A4 long-edge feed, B5(JIS) long-edge feed, 65 sheets A3, B4(JIS),
	Paper Size	Maximum: 297 mm × 432 mm (equivalent to A3) Minimum: 203 mm × 182 mm (equivalent to B5(JIS) long-edge feed)
	Staple Position	1 at front side (angle stapling), 1 at rear side (angle stapling*3, parallel stapling), 2 at center (parallel stapling)
Punching	Number of Punches	2 holes, 3 holes 2 holes, 4 holes
	Paper Size	2 holes: A3, B4(JIS), A4 long-edge feed, A4, B5(JIS) long-edge feed, 3 holes: A3, B4(JIS), A4 long-edge feed, B5(JIS) long-edge feed, 4 holes: A3, A4 long-edge feed, Ledger, Letter long-edge feed
	Paper Weight	52 gsm to 200 gsm
	Creating a Booklet (Center margin/2-fold)	Center margin: 15 sheets (60 pages) 2-fold: 5 sheets (20 pages)
Power Source	AC 100 V - 240 V, 50 Hz - 60 Hz, 2.0 A - 1.0 A	
Power Consumption	Max. 175 W	
Operating Noise	68 dB (A) or less	
Dimensions (W × D × H)	1,120 mm × 765 mm × 1,130 mm	
Required Space with Printer (W × D × H)	With folder unit	2,520 mm × 1,340 mm × 1,160 mm
	Without folder unit	2,315 mm × 1,280 mm × 1,160 mm
Weight	Approx. 131 kg	
Safety Information	IEC60950-1 compliant, Indoor, pollution degree 2*8, At altitudes of 2,000 m or lower	

*1 When color printing on paper that is longer than 432 mm (17"), the image printed beyond 432 mm (17") may be distorted.




*2 When using plain paper or recycled paper (85 gsm)

*3 Rear-side angle stapling is only available for A4 long-edge feed and A3.

*4 Includes an added cover.

*5 The pollution degree of the usage environment due to dirt and dust in the air. Degree "2" corresponds to a general indoor environment.

Consumables


		
Glue sheet Binds up approx. 600 booklets (A4 size, 5 mm width)	Primary filter Replace after using two sets of glue sheets.	Secondary filter Replace after using twelve sets of glue sheets or after approximately one year. Replace at the timing of whichever comes first.

Consumables

HC Staple 100
Staples for the Multifunction Finisher FG10.
Unit: 15,000 pieces of staples per carton box.



HC Staple Booklet
Saddle stitch staples for the Multifunction Finisher FG10.
Unit: 20,000 pieces of staples per carton box.



Face Down Finisher G10

Type	External Unit
Finishing Functions	Offset stacking, staple
Paper Size	Without offset Maximum: 340 mm × 550 mm Minimum: 90 mm × 148 mm Offset output Regular-sized paper width: 182 mm × 257 mm - 297 mm × 431.8 mm Irregular-sized paper width: 131 mm × 148 mm - 305 mm × 550 mm
Paper Weight	46 gsm to 210 gsm
Tray Capacity	Height up to 108 mm
Maximum Number of Staples	50 sheets* A4, A4 long-edge feed, B5(JIS), B5(JIS) long-edge feed, 25 sheets* A3, B4(JIS), *When using plain paper and recycled paper (85 gsm)
Paper Size for Staple	A3, B4(JIS), A4, A4 long-edge feed, B5(JIS), B5(JIS) long-edge feed,
Paper Weight for Staple	52 gsm to 210 gsm (plain paper, recycled paper)
Staple Position	1 at front side (angle stapling) 1 at rear side (angle stapling) 2 at center (parallel stapling)
Power Source	AC 100 V - 240 V, 1.2 A - 0.6 A, 50 Hz - 60 Hz
Power Consumption	Max. 110 W
Dimensions (W × D × H)	760 mm × 680 mm × 585 mm
Required Space with Printer (W × D × H)	1,440 mm × 1,240 mm × 1,345 mm
Weight	Approx. 30 kg
Safety Information	IEC60950-1 compliant, Indoor, pollution degree 2*, At altitudes of 2,000 m or lower

*1 The pollution degree of the usage environment due to dirt and dust in the air. Degree "2" corresponds to a general indoor environment.

ComColorExpress FS2000C

CPU	Intel® Celeron® G1820 2.7 GHz
Memory Capacity	4 GB
Hard Disk Capacity	500 GB
Operating System	Windows® Embedded 8.1 Pro
Network Interface	2 ports (Ethernet: 10BASE-T/100BASE-TX/1000BASE-T)
Power Source	AC 100 V - 240 V, 3.0 A - 1.5 A, 50 Hz - 60 Hz
Power Consumption	Max. 180 W
Dimensions (W × D × H)*1	145 mm × 400 mm × 325 mm (5.8" × 15.8" × 12.8")
Weight	Approx. 8 kg
PDL (Page Description Language)	PostScript® 3 (CPSI:3020), PDF (1.7) (APPE 3.0), EPS, TIFF (6.0), PCL 5c, PCL 6 (PCL XL), PPML (3.0), FreeForm, FreeForm2, PDF/VT, Creo VPS
Support Protocol	TCP/IP, HTTP, HTTPS (TLS), DHCP, FTP, LPR, IPP, SNMP, SMB, Port 9100 (RAW port), IPv4, IPv6, IPsec, Bonjour, EtherTalk
Installed Font	PS: 138 fonts (Type1:125, TrueType:11, MM:2) PCL: 81 fonts
Supported Client Operating System	Windows Vista® (32-bit/64-bit), Windows® 7 (32-bit/64-bit), Windows® 8.1 (32-bit/64-bit), Windows® 10 (32-bit/64-bit), Windows Server® 2008 (32-bit/64-bit), Windows Server® 2008 R2 (64-bit), Windows Server® 2012 (64-bit), Windows Server® 2012 R2 (64-bit), Mac OS X 10.8, Mac OS X 10.9, Mac OS X 10.10, Mac OS X 10.11

*1 Keep other objects at least 200 mm away from the equipment in the rear, and right and left.

PS Kit FG10

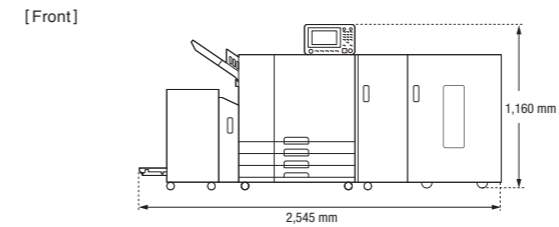
When the PS Kit is installed, several functions useful for more efficient use are available, such as Tray Selection Per Page, Colour Profile, and Form Overlay.

PDL* PostScript Level3 (CPSI:3019), PCL 5c, PCL 6 (PCL XL), TIFF (6.0)
Installed Fonts PS: 136 Roman fonts PCL: 88 Roman fonts
* Page Description Language

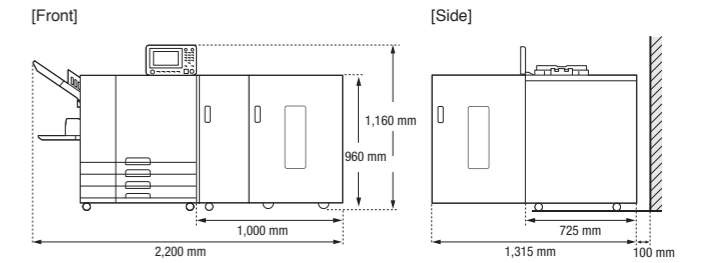
IC Card Authentication Kit II

The optional IC Card Authentication Kit enables user management using an IC card.

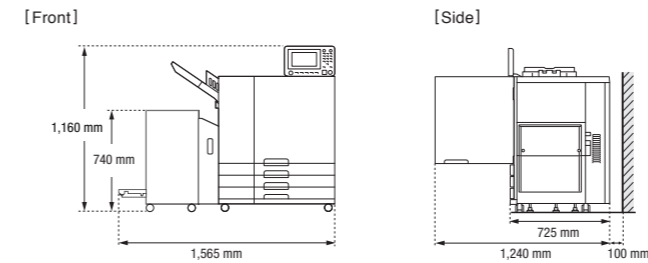
ComColor GD + High Capacity Feeder G10 + High Capacity Stacker G10



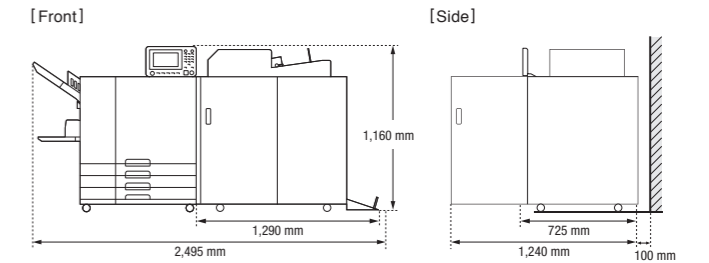
ComColor GD + High Capacity Stacker G10



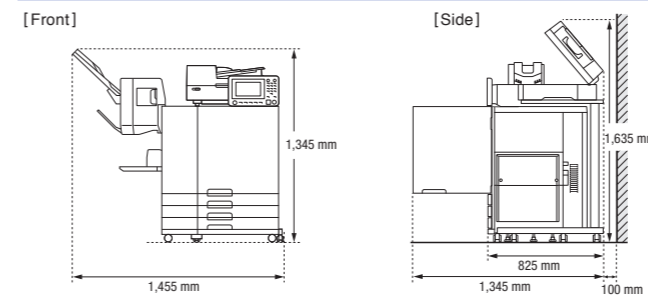
ComColor GD + High Capacity Feeder G10



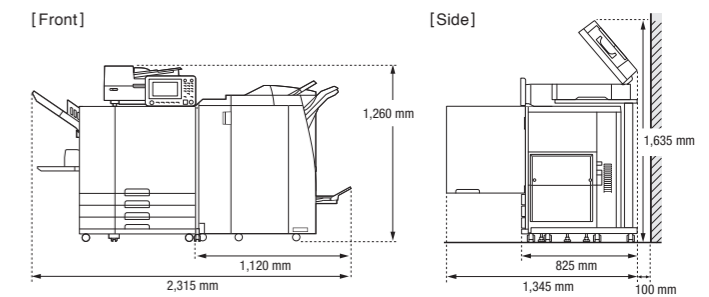
ComColor GD + Perfect Binder G10



ComColor GD + Face Down Finisher G10



ComColor GD + Multifunction Finisher FG10



Consumables

ComColor Staple 50 (G)

Staples for the Face Down Finisher G10.
Unit: 15,000 pieces of staples per carton box.



ComColor GD7330

Print Type	Line-type inkjet system	
Ink Type	Oil-based pigment ink (Cyan, Magenta, Yellow, Black, Gray)	
Print Resolution	Standard/High Chromogenic Black: 600 dpi (main scanning direction) × 600 dpi (sub-scanning direction) Cyan, Magenta, Yellow, Gray: 300 dpi (main scanning direction) × 300 dpi (sub-scanning direction) Fine Black: 600 dpi (main scanning direction) × 600 dpi (sub-scanning direction) Cyan, Magenta, Yellow, Gray: 300 dpi (main scanning direction) × 600 dpi (sub-scanning direction)	
Number of Gray Levels	Black: 4 gray levels Cyan, Magenta, Yellow, Gray: 12 gray levels	
Warm-up Time	2 min. 30 sec. or less (at room temperature of 23 °C)	
First Print Time *1	5 sec. or less (A4 long-edge feed)	
First Copy Time *1	7 sec. or less (A4 long-edge feed)	
Continuous Print Speed *2*3	A4 long-edge feed	Simplex: 130 ppm Duplex: 65 sheets/minute (130 ppm)
	Letter long-edge feed	Simplex: 130 ppm Duplex: 65 sheets/minute (130 ppm)
	A4 short-edge feed	Simplex: 104 ppm Duplex: 52 sheets/minute (104 ppm)
	Letter short-edge feed	Simplex: 104 ppm Duplex: 52 sheets/minute (104 ppm)
	B4 (JIS) short-edge feed	Simplex: 88 ppm Duplex: 42 sheets/minute (84 ppm)
	Legal short-edge feed	Simplex: 90 ppm Duplex: 42 sheets/minute (84 ppm)
	A3 short-edge feed	Simplex: 78 ppm Duplex: 38 sheets/minute (76 ppm)
	Ledger short-edge feed	Simplex: 76 ppm Duplex: 37 sheets/minute (74 ppm)
Paper Size	Standard Tray	Maximum: 340 mm × 550 mm Minimum: 90 mm × 148 mm
	Feed Tray	Maximum: 297 mm × 432 mm Minimum: 182 mm × 182 mm
Printable Area	314 mm × 548 mm	
Guaranteed Print Area *4	Standard: Margin width of 3 mm Maximum: Margin width of 1 mm	
Paper Weight	Standard Tray	46 gsm to 210 gsm
	Feed Tray	52 gsm to 104 gsm
Paper Tray Capacity	Standard Tray	Height up to 110 mm
	Feed Tray	Height up to 56 mm (×3 trays)
Output Tray Capacity	Height up to 60 mm	
PDL (Page Description Language)	RISORINC/C IV	
Supported Protocols	TCP/IP, HTTP, HTTPs (TLS), DHCP, ftp, lpr, IPP, SNMP, Port9100 (RAW port), IPv4, IPv6, IPsec	
Supported Operating Systems	Standard	Microsoft®: Windows Vista® (32-bit/64-bit), Windows® 7 (32-bit/64-bit), Windows® 8.1 (32-bit/64-bit), Windows® 10 (32-bit/64-bit), Windows Server® 2008 (32-bit/64-bit), Windows Server® 2008 R2 (64-bit), Windows Server® 2012 (64-bit), Windows Server® 2012 R2 (64-bit)
	Optional *5	Mac: OS X 10.8 (64-bit), 10.9 (64-bit), 10.10 (64-bit), 10.11 (64-bit) Linux (compatible with PPD only)
Network Interface	Ethernet 1000BASE-T, 100BASE-TX, 10BASE-T (2ch)	
Memory Capacity	4 GB	
Hard Disk *6	Capacity	500 GB
	Available Space	Approx. 430 GB
Operating System	Linux	
Power Source	AC 100 V - 240 V, 12.0 A - 6.0 A, 50 Hz - 60 Hz	
Power Consumption	Max. 1,200 W Ready *7: 150 W or less Sleep *8: 4 W or less Stand-by: 0.5 W or less	
Operating Noise	Max. 66 dB (A) A4 long-edge feed (Simplex) at the maximum print speed	
Operating Environment	Temperature: 15 °C to 30 °C Humidity: 40% to 70% RH (non-condensing)	
Dimensions (W × D × H)	In use: 1,220 mm × 725 mm × 1,160 mm With cover and tray closed: 1,160 mm × 705 mm × 1,015 mm	
Required Space (W × D × H) *9	1,220 mm × 1,240 mm × 1,160 mm	
Weight	Approx. 175 kg	
Safety Information	IEC60950-1 compliant, Indoor, pollution degree 2 *10, At altitudes of 2,000 m or lower	

*1 Within 10 minutes after the last print job

*2 When using plain paper and recycled paper (85 gsm), and standard density setting.

Chart used: Print measurement pattern [Color measurement sample 2 (JETA standard pattern J6)]

*3 The continuous print speed varies depending on the type of optional output equipment connected.

*4 The margin when printing envelopes is 10 mm (3/8").

The guaranteed area when printing images is the area enclosed within 3 mm of the edges of the paper.

*5 Optional PS kit is required.

*6 One gigabyte (GB) is calculated as 1 billion bytes.

*7 Without printing and temperature adjustment operation.

*8 When setting [Power Consumption (in Sleep)] to [Low]

*9 With the front cover open and the operation panel in the upright position

*10 The pollution degree of the usage environment due to dirt and dust in the air.

Degree "2" corresponds to a general indoor environment.

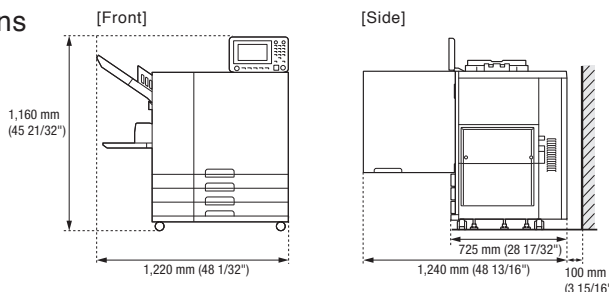
Consumables

ComColor GD Ink Cartridges



Colours: Black Cyan Magenta Yellow Grey
NET 1,000 ml

Dimensions



Specifications are subject to change without notice.

RISO, ComColor, ComColorExpress and FORCEJET are trademarks or registered trademarks of RISO KAGAKU CORPORATION. EFI, Fiery, Fiery Driven and Command WorkStation are trademarks of Electronics For Imaging, Inc. and/or its wholly owned subsidiaries in the United States and/or certain other countries. Adobe, Adobe PDF and PostScript are either registered trademarks or trademarks of Adobe Systems Incorporated in the United States and/or other countries. Mac and Mac OS are trademarks of Apple Inc. Microsoft, Windows, Excel, PowerPoint, Word, Windows Server and Windows Vista are either registered trademarks or trademarks of Microsoft Corporation in the United States and/or other countries. Intel and Celeron are trademarks of Intel Corporation in the U.S. and/or other countries. Other corporate names and/or trademarks are either registered trademarks or trademarks of each company, respectively.

For more details please contact:



RISO UK Ltd
610 Centennial Park, Centennial Avenue, Elstree, Hertfordshire, WD6 3TJ
www.riso.co.uk